

# IMELT EXTRUSION FACTORY

## ABOUT US

IMELT Extrusion Factory was established in 2017 in Kerala India where it has a renowned position over these years for being one of the most dynamic and innovative aluminium extrusion companies in India.

The investments in technology made in recent years and our employees high level of expertise have enabled us to offer a wide variety of aluminium extrusions and profiles that meet our clients requirements. Our reputation for excellence is based on quality and innovation. IMELT Extrusions provides a full range of onsite services like Powder coating and Anodizing (Electro plating) all in one roof under our control. We focus primarily on producing superior quality products and finishing with high precision tolerances.

Competitively priced, our aluminium profiles are supplied for various markets including architectural consumer products and industrial products. All our products comply with BS, EN, ASTM AND IS.

The effort of our team coupled with advanced manufacturing techniques and utilization of high quality materials ensure that our aluminium extruded profiles are always of the highest standard. We highly value the flexibility and motivation of our team that helps to ensure rapid, precise and relevant response to customer queries and swift order follow up and delivery. The company work force, who consists of skilled engineers, operators and administrative staff serves more than a hundred of customers in India, Middle East, Asia, Europe & Africa.

We are certified with ISO 9001:2015.

Therefore IMELT Extrusion is your smart choice who can deliver the right specification for all your aluminium extrusions needs.

## OUR MISSION

Is total customer satisfaction by providing outstanding quality products service and value and continually improve our quality management system.

## OUR VISION

Is to be a leading aluminium extrusion company in Kerala and in India by nurturing a win-ning network of clients and building mutual loyalty.

## OUR GOAL

Our success is the progressive realization of our worthy goal.



## **FROM THE DESK OF MANAGING DIRECTOR**

It is my great pleasure to reach out to our clients and prospective customers through the medium of the web.

IMELT Extrusion Factory is one of the most technologically advanced manufacturers of extruded high quality aluminium profiles. We started the first Homogenized smelter plant in Kerala.

We are looking at the future with a lot of optimism and are ready to make the best opportunities with our high quality standards and strong relationship with our valuable customers. We recognize that the only lasting competitive advantage is providing high quality aluminum profiles to our clients at an affordable price.

Also we are continuously focusing on the details and customer feedback that make for better quality and for improved manufacturing process.

Meanwhile my message is to avoid cutting trees & save our environment which guide way to live eco-friendly. Design & fabricate your dream world with aluminum profiles. May be this will be the view point of better future for the next generation.

Sincerely

IMELT EXTRUSIONS PVT,LTD.

**Press**

Press P1 : 694 UST

Press P2 : 930 UST

Press P3 : 1150 UST

Press P4 : 1610 UST { Upcoming }

**Powder Coating**

Powder Coating : Horizontal line

Colours : All RAL available (Powder Supplier- M/S. Jotun) Coating Thickness : 60 microns to 80 microns

**Wood Finish**

Wood Finish : Wood finish sublimation process ,Wood finish powder on powder decoration.

**Anodizing (Electroplating)**

Anodizing (Electroplating) : Matt Finish & Polish Finish (Colours : Bronze ,Black & Gold)

**Ageing :**

Ageing Oven 1 : Electrical Ageing Oven 2 : LPG

**Smelter Furnace :**

Furnace 1 : 6 T

Furnace 2 : 6 T

Furnace 3 : 10 T { Homogenized }

**Others :**

Alloys : AA6063, AA6061, & AA6082 ( Any different Alloys will be provided as per customer requirement )

Temper : T-4 (SOFT) ,T-5 (SEMI HARD), T-6 (HARD)

Quality Standards: As per BS EN 12020-2-2008 , BS EN 755-9-2008 , ASTM -B-221-12 &

IS Instruments & Parameters : All tools, instruments & parameters are calibrated & certified annually by the authorized calibration centre.



FLAT BAR

ANGLES

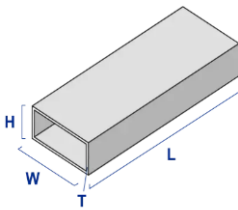
ROUND TUBE

SQUARE TUBE

RECTANGULAR TUBE

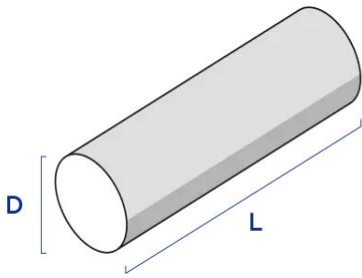
MISCELLANEOUS

## 6061 Aluminum Rectangle Bar



PROFILE NO	A(Alloy)	Thickness	Length	WIDTH
1/8" x 1/2" x 12'	6061	1/8	12	1/2
1/8" x 1/2" x 6'	6061	1/8	6	1/2
1/8" x 5/8" x 12'	6061	1/8	12	5/8
1/8" x 3/4" x 12'	6061	1/8	12	3/4
1/8" x 3/4" x 6'	6061	1/8	6	3/4
1/8" x 1" x 12'	6061	1/8	12	1
1/8" x 1" x 6'	6061	1/8	6	1
1/8" x 1-1/4" x 12'	6061	1/8	12	1-1/4
1/8" x 1-1/4" x 6'	6061	1/8	6	1-1/4
1/8" x 1-1/2" x 12'	6061	1/8	12	1-1/2
1/8" x 1-1/2" x 6'	6061	1/8	6	1-1/2
1/8" x 1-3/4" x 12'	6061	1/8	12	1-3/4
1/8" x 2" x 12'	6061	1/8	12	2
1/8" x 2" x 6'	6061	1/8	6	2
1/8" x 2-1/2" x 12'	6061	1/8	6	2-1/2
1/8" x 2-1/2" x 6'	6061	1/8	6	2-1/2
1/8" x 2-1/2" x 6'	6061	1/8	6	2-1/2
1/8" x 3" x 12'	6061	1/8	12	3
1/8" x 3" x 6'	6061	1/8	6	3
1/8" x 4" x 12'	6061	1/8	12	4
1/8" x 6" x 12'	6061	1/8	12	6
3/16" x 1/2" x 12'	6061	3/16	12	1/2
3/16" x 1" x 12'	6061	3/16	12	1/2
3/16" x 1" x 6'	6061	3/16	6	1
3/16" x 1-1/4" x 12'	6061	3/16	12	1-1/4
3/16" x 4" x 12'	6061	3/16	12	4

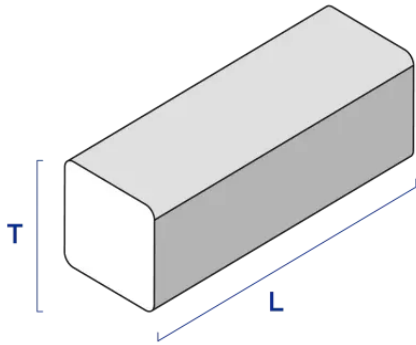
## Aluminum Round Bars 6061



PROFILE NO	A	Diameter	LENGTH
1/8" Diameter x 12'	6061	1/8	12
3/16" Diameter x 12'	6061	3/16	12
3/16" Diameter x 6'	6061	3/16	6
1/4" Diameter x 12'	6061	1/4	12
1/4" Diameter x 6'	6061	1/4	6
5/16" Diameter x 12'	6061	5/16	12
5/16" Diameter x 6'	6061	5/16	6
3/8" Diameter x 12'	6061	3/8	12
3/8" Diameter x 6'	6061	3/8	6
7/16" Diameter x 12'	6061	7/16	12
1/2" Diameter x 12'	6061	1/2	12
1/2" Diameter x 6'	6061	1/2	6
9/16" Diameter x 12'	6061	9/16	12
5/8" Diameter x 12'	6061	5/8	12
5/8" Diameter x 6'	6061	5/8	6
11/16" Diameter x 12'	6061	11/16	12
3/4" Diameter x 12'	6061	3/4	12
3/4" Diameter x 6'	6061	3/4	6
7/8" Diameter x 12'	6061	7/8	12
7/8" Diameter x 6'	6061	7/8	6
1" Diameter x 12'	6061	1	12
1" Diameter x 6'	6061	1	6
1-1/8" Diameter x 12'	6061	1-1/8	12
1-3/8" Diameter x 12'	6061	1-3/8	12
1-3/8" Diameter x 6'	6061	1-3/8	6

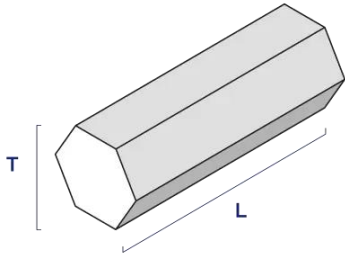


## Aluminum Square Bars 6061



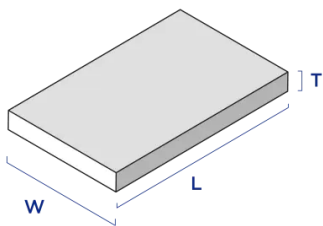
PROFILE NO	A (Alloy)	Size	Length
5/16" x 12'	6061	5/16	12
3/8" x 12'	6061	3/8	12
3/8" x 6'	6061	3/8	6
1/2" x 12'	6061	1/2	12
1/2" x 6'	6061	1/2	6
5/8" x 12'	6061	5/8	12
3/4" x 12'	6061	3/4	12
3/4" x 6'	6061	3/4	6
7/8" x 12'	6061	7/8	12
1" x 12'	6061	1	12
1" x 6'	6061	1	6
1-1/8" x 12'	6061	1-1/8	12
1-1/4" x 12'	6061	1-1/4	12
1-1/4" x 6'	6061	1-1/4	6
1-1/2" x 12'	6061	1-1/2	12
1-1/2" x 6'	6061	1-1/2	6
1-3/4" x 12'	6061	1-3/4	12
2" x 12'	6061	2	12
2" x 6'	6061	2	6
2-1/4" x 12'	6061	2-1/4	12
2-1/2" x 12'	6061	2-1/2	12
2-3/4" x 12'	6061	2-3/4	12
3-1/2" x 12'	6061	3-1/2	12
5" x 12'	6061	5	12
4" x 12'	6061	4	12
4-1/2" x 12'	6061	4-1/2	12

## 6061 Aluminum Hex Bar



PROFILE NO	A(Alloy)	Size	Length
1/2" x 12'	6061	1/2	12
5/8" x 12'	6061	5/8	12
3/4" x 12'	6061	3/4	12
1-1/4" x 12'	6061	1-1/4	12

## Aluminum Flat Bars 6063



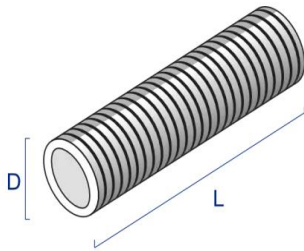
PROFILE NO	A	Thickness	Length	Width
1/8" x 1/2" x 16'	6063	1/8	16	1/2
1/8" x 1" x 16'	6063	1/8	16	1
1/8" x 1" x 16'	6063	1/8	16	1
1/16" x 3/4" x 12'	6063	1/16	12	3/4

# Round Tube



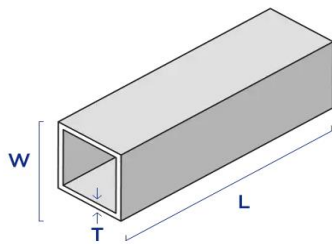
## ROUND TUBE

### Aluminum Round Tubes (6061 & 6063)



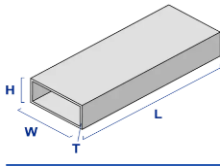
PROFILE NO	A	Thickness	LENGTH	Diameter
1/2" Diameter x 1/8" x 12'	6061	1/8	12	1/2
5/8" Diameter x 1/8" x 20'	6061	1/8	20	5/8
3/4" Diameter x 1/16" x 20'	6061	1/16	20	3/4
3/4" Diameter x 1/8" x 12'	6061	1/8	20	3/4
3/4" Diameter x 1/8" x 20'	6061	1/8	20	3/4
1" Diameter x 1/16" x 20'	6061	1/16	20	1
1" Diameter x 1/8" x 12'	6061	1/8	12	1
1" Diameter x 1/8" x 20'	6061	1/8	20	1
1" Diameter x 3/16" x 20'	6061	3/16	20	1
1" Diameter x 3/16" x 12'	6061	3/16	12	1
1" Diameter x 1/4" x 12'	6061	1/4	12	1
1" Diameter x 1/4" x 20'	6061	1/4	20	1
1-1/4" Diameter x 1/16"	6061	1/16	20	1-1/4
1-1/4" Diameter x 1/8" x 12'	6061	1/8	12	1-1/4
1-1/4" Diameter x 3/16" x 12'	6061	3/16	12	1-1/4
1-1/4" Diameter x 1/4" x 12'	6061	1/4	12	1-1/4
1-1/4" Diameter x 1/4" x 20'	6061	1/4	20	1-1/4
5/8" Diameter x .058" x 12'	6063	.058	12	5/8

## Aluminum Square Tube 6061



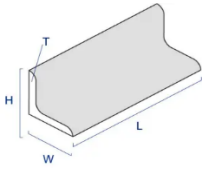
PROFILE NO	A	Thickness	Length	Width
1/8" x 1" x 20'	6061	1/8	20	1
1/8" x 1" Radius Corners x 24'	6061	1/8	24	1 radius corner
1/8" x 1-1/4" x 20'	6061	1/8	20	1-1/4
1/16" x 1-1/2" x 20'	6061	1/16	20	1-1/2
1/8" x 1-1/2" x 20'	6061	1/8	20	1-1/2
1/8" x 1-1/2" Radius Corners x 24'	6061	1/8	24	1-1/2
3/16" x 1-1/2" x 20'	6061	3/16	20	1-1/2
1/4" x 1-1/2" x 20'	6061	1/4	20	1-1/2
1/8" x 2" x 20'	6061	1/8	20	2
1/8" x 2" Radius Corners x 24'	6061	1/8	24	2
3/16" x 2" x 20'	6061	3/16	20	2
1/4" x 2" x 20'	6061	1/4	20	2
1/8" x 2-1/2" x 20'	6061	1/8	20	2-1/2
3/16" x 2-1/2" x 20'	6061	3/16	20	2-1/2
1/4" x 2-1/2" x 20'	6061	1/4	20	2-1/2
1/8" x 3" x 20'	6061	1/8	20	3
3/16" x 3" x 20'	6061	3/16	20	3
1/4" x 3" x 20'	6061	1/4	20	3
1/8" x 4" x 20'	6061	1/8	20	4
1/4" x 4" x 20'	6061	1/4	20	4
3/8" x 4" x 20'	6061	3/8	20	4
1/4" x 6" x 20'	6061	1/4	20	6

## Aluminum Rectangle Tube 6061



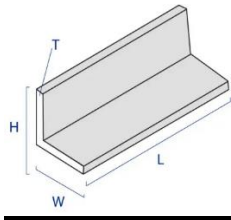
PROFILE NO	A	Thickness	Height	Length	Width
1" x 1/8" x 1.5" x 20'	6061	1/8	1	20	1.5
1" x 1/8" x 2" x 20'	6061	1/8	1	20	2
1" x 1/8" x 2" x 24'	6061	1/8	1	24	2
1" x 1/8" x 3" x 20'	6061	1/8	1	20	3
1" x 1/8" x 3" x 24'	6061	1/8	1	24	3
1-1/2" x 1/8" x 3" x 20'	6061	1/8	1-1/2	20	3
1-1/2" x 1/8" x 4" x 20'	6061	1/8	1-1/2	20	4
2" x 1/8" x 3" x 20'	6061	1/8	2	20	3
2" x 1/8" x 3" x 24'	6061	1/8	2	24	3
2" x 1/4" x 3" x 20'	6061	1/4	2	20	3
2" x 1/8" x 4" x 20'	6061	1/8	2	20	4
2" x 1/4" x 4" x 20'	6061	1/4	2	20	4
2" x 1/8" x 6" x 20'	6061	1/8	2	20	6
2" x 1/4" x 6" x 20'	6061	1/4	2	20	6
3" x 1/4" x 5" x 20'	6061	1/4	3	20	5
4" x 1/4" x 6" x 20'	6061	1/4	4	20	6
1/2" x 1/8" x 1" x 16'	6063	1/8	1/2	16	1
3/4" x 1/16" x 1.5" x 16'	6063	1/16	3/4	16	1.5
3/4" x 1/8" x 1.5" x 16'	6063	1/8	3/4	16	1.5
1" x 1/8" x 1.5" x 16'	6063	1/8	1	16	1.5
1" x 1/8" x 2" x 16'	6063	1/8	1	16	1.5
1" x 1/8" x 2" x 21'	6063	1/8	1	21	2
1" x 1/8" x 4" x 24'	6063	1/8	1	24	4
1-3/4" x 1/8" x 3" x 16'	6063	1/8	1-3/4	16	3

## Aluminum Angle 6061



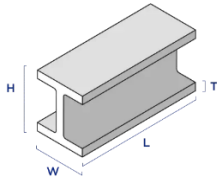
PROFILE NO	A	Thickness	Height	Length	Width
3/4" x 3/4" x 1/8" x 25'	6061	1/8	3/4	25	3/4
1" x 1" x 1/8" x 25'	6061	1/8	1	25	1
1" x 1" x 3/16" x 25'	6061	3/16	1	25	1
1" x 1" x 1/4" x 25'	6061	1/4	1	25	1
1-1/4" x 1-1/4" x 1/8" x 25'	6061	1/8	1-1/4	25	1-1/4
1-1/4" x 1-1/4" x 3/16" x 25'	6061	3/16	1-1/4	25	1-1/4
1-1/4" x 1-1/4" x 1/4" x 25'	6061	1/4	1-1/4	25	1-1/4
1-1/2" x 1-1/2" x 1/8" x 25'	6061	1/8	1-1/2	25	1-1/2
1-1/2" x 1-1/2" x 3/16" x 25'	6061	3/16	1-1/2	25	1-1/2
1-1/2" x 1-1/2" x 1/4" x 25'	6061	1/4	1-1/2	25	1-1/2
1-3/4" x 1-3/4" x 1/8" x 25'	6061	1/8	1-3/4	25	1-3/4
1-3/4" x 1-3/4" x 1/4" x 25'	6061	1/4	1-3/4	25	1-3/4
2" x 2" x 1/8" x 25'	6061	1/8	2	25	2
2" x 2" x 3/16" x 25'	6061	3/16	2	25	2
2" x 2" x 1/4" x 25'	6061	1/4	2	25	2
2" x 2" x 3/8" x 25'	6061	3/8	2	25	2
2-1/2" x 2-1/2" x 3/16" x 25'	6061	3/16	2-1/2	25	2-1/2
2-1/2" x 2-1/2" x 1/4" x 25'	6061	1/4	2-1/2	25	2-1/2
2-1/2" x 2-1/2" x 3/8" x 25'	6061	3/8	2-1/2	25	2-1/2
3" x 3" x 3/16" x 25'	6061	3/16	3	25	3
3" x 3" x 1/4" x 25'	6061	1/4	3	25	3
2" x 1-1/2" x 3/16" x 25'	6061	3/16	2	25	1-1/2
2" x 1-1/2" x 1/4" x 25'	6061	1/4	2	25	1-1/2

## Aluminum Angle 6063



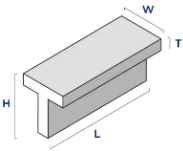
PROFILE NO	A	Thickness	Height	Length	Width
1/2" x 1/2" x 1/16" x 16"	6063	1/16	1/2	16	1/2
1/2" x 1/2" x 1/16" x 8'	6063	1/16	1/2	8	1/2
1/2" x 1/2" x 1/8" x 16'	6063	1/8	1/2	16	1/2
1/2" x 1/2" x 1/8" x 8'	6063	1/8	1/2	8	1/2
5/8" x 5/8" x 1/8" x 16'	6063	1/8	5/8	16	5/8
3/4" x 3/4" x 1/16" x 16'	6063	1/16	3/4	16	3/4
3/4" x 3/4" x 1/16" x 8'	6063	1/16	3/4	16	3/4
3/4" x 3/4" x 1/8" x 16'	6063	1/8	3/4	16	3/4
3/4" x 3/4" x 1/8" x 8'	6063	1/8	3/4	8	3/4
1" x 1" x 1/16" x 16'	6063	1/16	1	16	1
1" x 1" x 1/16" x 8'	6063	1/16	1	8	1
1" x 1" x 1/8" x 16'	6063	1/8	1	16	1
1" x 1" x 1/8" x 8'	6063	1/8	1	8	1
1" x 1" x 3/16" x 16'	6063	3/16	1	16	1
1" x 1" x 1/4" x 16'	6063	1/4	1	16	1
1-1/4" x 1-1/4" x 1/8" x 16'	6063	1/8	1-1/4	16	1-1/4
1-1/4" x 1-1/4" x 1/4" x 16'	6063	1/4	1-1/4	16	1-1/4
1-1/2" x 1-1/2" x 1/16" x 16'	6063	1/16	1-1/2	16	1-1/2
1-1/2" x 1-1/2" x 1/8" x 16'	6063	1/8	1-1/2	16	1-1/2
2" x 2" x 1/8" x 16'	6063	1/8	2	16	2
3" x 3" x 1/4" x 16'	6063	1/4	3	16	3

## Aluminum Beam 6061



PROFILE NO	A	Thickness	Height	Length	Width
3" x 2.33" x .170" x 25'	6061	.170	3	25	2.33
4" x 2.66" x .190" x 25'	6061	.190	4	25	2.66
5" x 3.00" x .210" x 25'	6061	.210	5	25	3.00
6" x 3.33" x .230" x 25'	6061	.230	6	25	3.33
8" x 4" x .270" x 25'	6061	.270	8	25	4

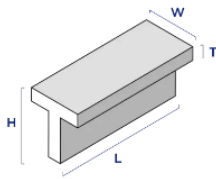
## 6061 Aluminum Tee



PROFILE NO	A	Thickness	Height	Length	Width
6061 Aluminum Tee	6061	1/4	2	25	2
6063 Aluminum Tee	6063	1/8	1	16	1
6063 Aluminum Tee	6063	1/8	1-1/2	16	1-1/2
6063 Aluminum Tee	6063	1/8	2	16	2

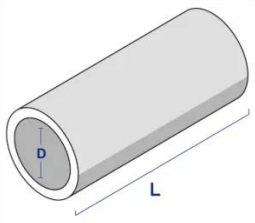


## Structural Aluminum channel 6061



PROFILE NO	A	Thickness	Height	Length	Width
0.17" x 1.41" x 3" x 25'	6061	0.17	3	25	1.41
0.258" x 1.498" x 3" x 25'	6061	0.258	3	25	1.498
0.356" x 1.596" x 3" x 25'	6061	0.356	3	25	1.596
0.18" x 1.58" x 4" x 25'	6061	0.18	4	25	1.58
0.247" x 1.647" x 4" x 25'	6061	0.247	4	25	1.647
0.32" x 1.72" x 4" x 25'	6061	0.32	4	25	1.72
0.19" x 1.75" x 5" x 25'	6061	0.19	5	25	1.75
0.2" x 1.92" x 6" x 25'	6061	0.2	6	25	1.92
0.225" x 1.945" x 6" x 25'	6061	0.225	6	25	1.942
0.314" x 2.034" x 6" x 25'	6061	0.314	6	25	2.034
0.487" x 2.527" x 8" x 25'	6061	0.487	8	25	2.527
0.24" x 2.6" x 10" x 25'	6061	0.24	10	25	2.6
0.3" x 2.96" x 12" x 25'	6061	0.3	12	25	2.96
1/16" x 1/2" x 1/2" x 16'	6061	1/16	1/2	16	1/2
1/16" x 1/2" x 1/2" x 8'	6061	1/16	1/2	8	1/2
1/16" x 1/2" x 5/8" x 16'	6061	1/16	1/2	16	5/8
1/8" x 1/2" x 3/4" x 16'	6061	1/8	1/2	16	3/4
1/8" x 1/2" x 1" x 16'	6061	1/8	1/2	16	1
1/8" x 1/2" x 1" x 8'	6061	1/8	1/2	8	1
1/8" x 1/2" x 1-1/2" x 16'	6061	1/8	1/2	16	1/2

## Aluminum pipe 6061



PROFILE	Alloy	Diameter	Length
1/2" Diameter x 20'	6061	1/2	20
3/4" Diameter x 20'	6061	3/4	20
1" Diameter x 20'	6061	1	20
1-1/4" Diameter x 20'	6061	1-1/4	20
1-1/2" Diameter x 20'	6061	1-1/2	20
1-1/2" Diameter x 24'	6061	1-1/2	24
2" Diameter x 20'	6061	2	20
2-1/2" Diameter x 20'	6061	2-1/2	20
3" Diameter x 20'	6061	3	20
4" Diameter x 20'	6061	4	20



Wide Range of Aluminium Products.



**IMELT**  
EXTRUSIONS

**IMELT EXTRUSIONS PVT. LTD.**  
MANUFACTURERS OF ALUMINIUM PROFILES

Factory address: Companypady, Paipra P.O, Pezhakkapilly, Muvattupuzha - 686673, Ph: +91 7994757970

Corporate Office: ABBA Tower, Mavinchuvadu, A.M Road, Perumbavoor - 683547, Ph: +91 7994757964

USA Address: 148 E Garry Ave Santa Ana, CA 92707-4201, Ph: +1 (714) 785-3137

Email: [info@imeltextrusions.com](mailto:info@imeltextrusions.com), [usa@imeltextrusions.com](mailto:usa@imeltextrusions.com)